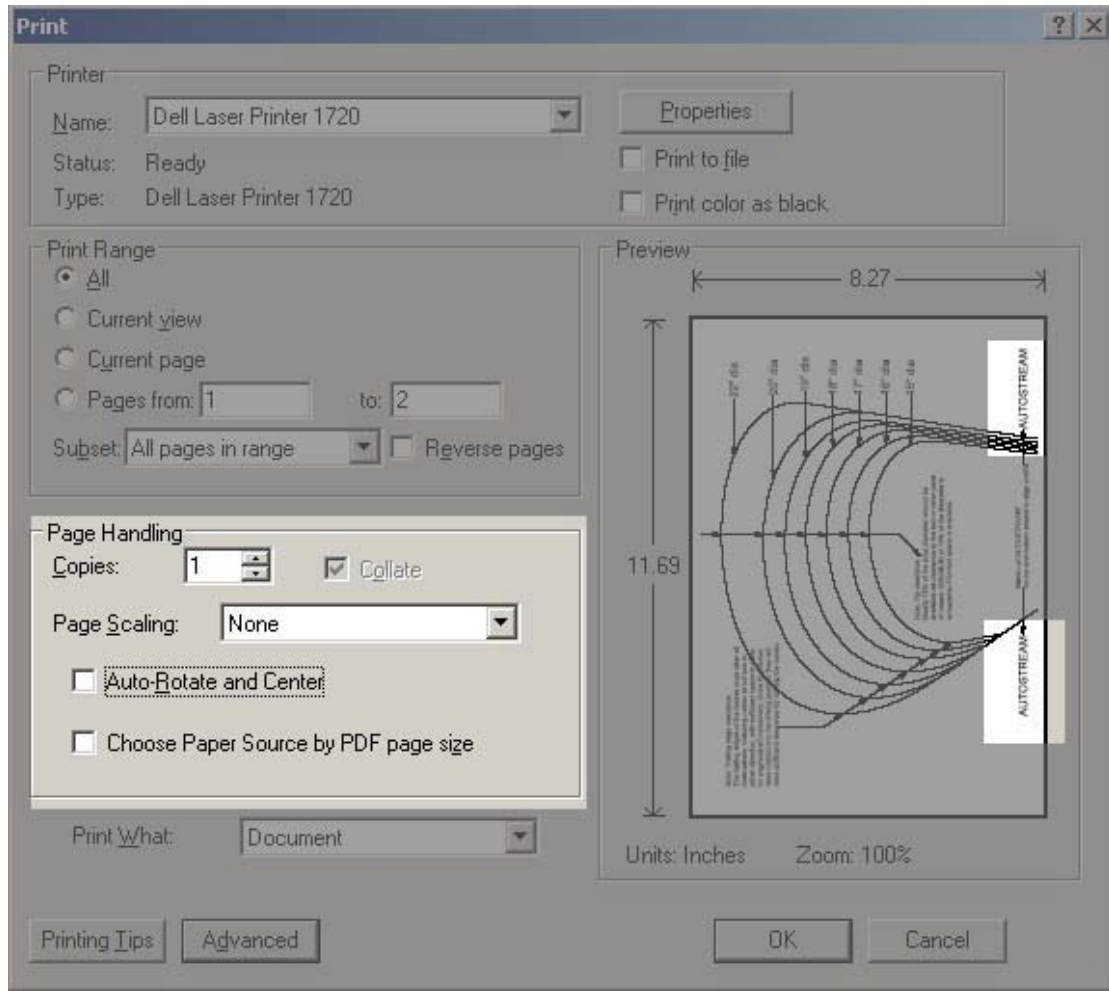


S1 Autostream self-feathering shaft drive propeller profile drawing

This drawing is intended to give a close approximation of the size and profile of an Autostream shaft drive, feathering propeller, in the feathered position, which is the time it will need the most space.

1 - Print pages two and three, ensuring all page scaling, fit and rotating options are turned **off** as highlighted on the left of the image below.



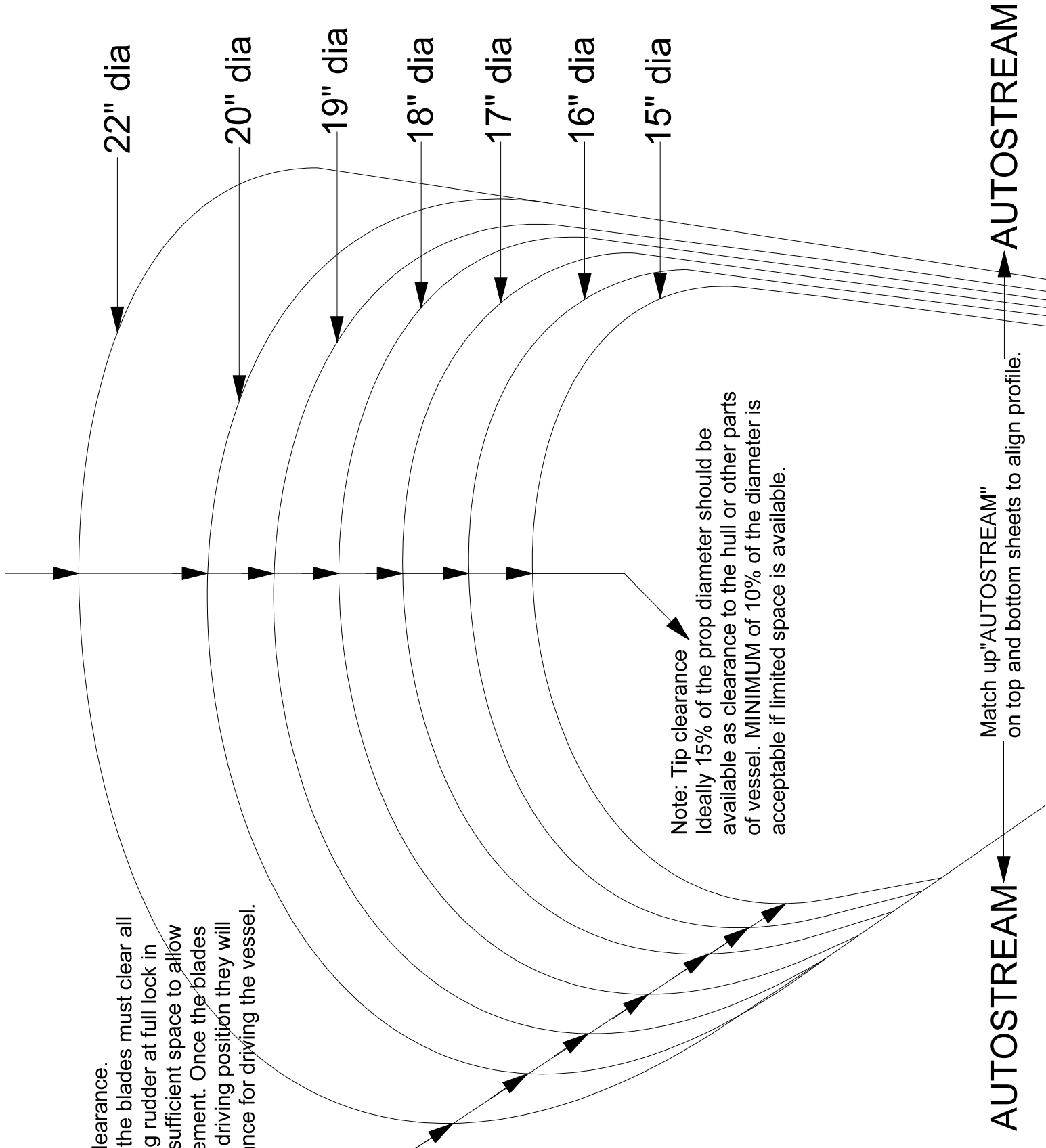
2 - Align the two “AUTOSTREAM” words on the top page (highlighted on the right above, with the two “AUTOSTREAM” words on the lower page and tape the two together. You can now simply hold this up to get an idea of the fitment.

TIP – Gluing the profile to cardboard, or laminating it will give you enough time to roughly check fitment while the vessel is still in the water.

As general rules...

- 15% of the diameter or more is the ideal clearance for the blade tips, coming down to 10% if space is limited is generally preferred to sacrificing propeller diameter.
- 20% or more is ideal clearance in front of the blade, the smoother the shape of the hull, keel, strut and water flow in to the propeller, the more this clearance can be compromised. Etc. Large deadwood or other shapes creating poor flow make clearance more important as these can induce vibration.
- 15% or more is ideal behind the propeller, but in practise, as long as the propeller clears everything, including the rudder at all angles, when in the feathered position, usually there is no problem.

Note: Trailing edge clearance.
The trailing edges of the blades must clear all obstructions, including rudder at full lock in either direction, with sufficient space to allow for engine/shaft movement. Once the blades have rotated into the driving position they will have sufficient clearance for driving the vessel.

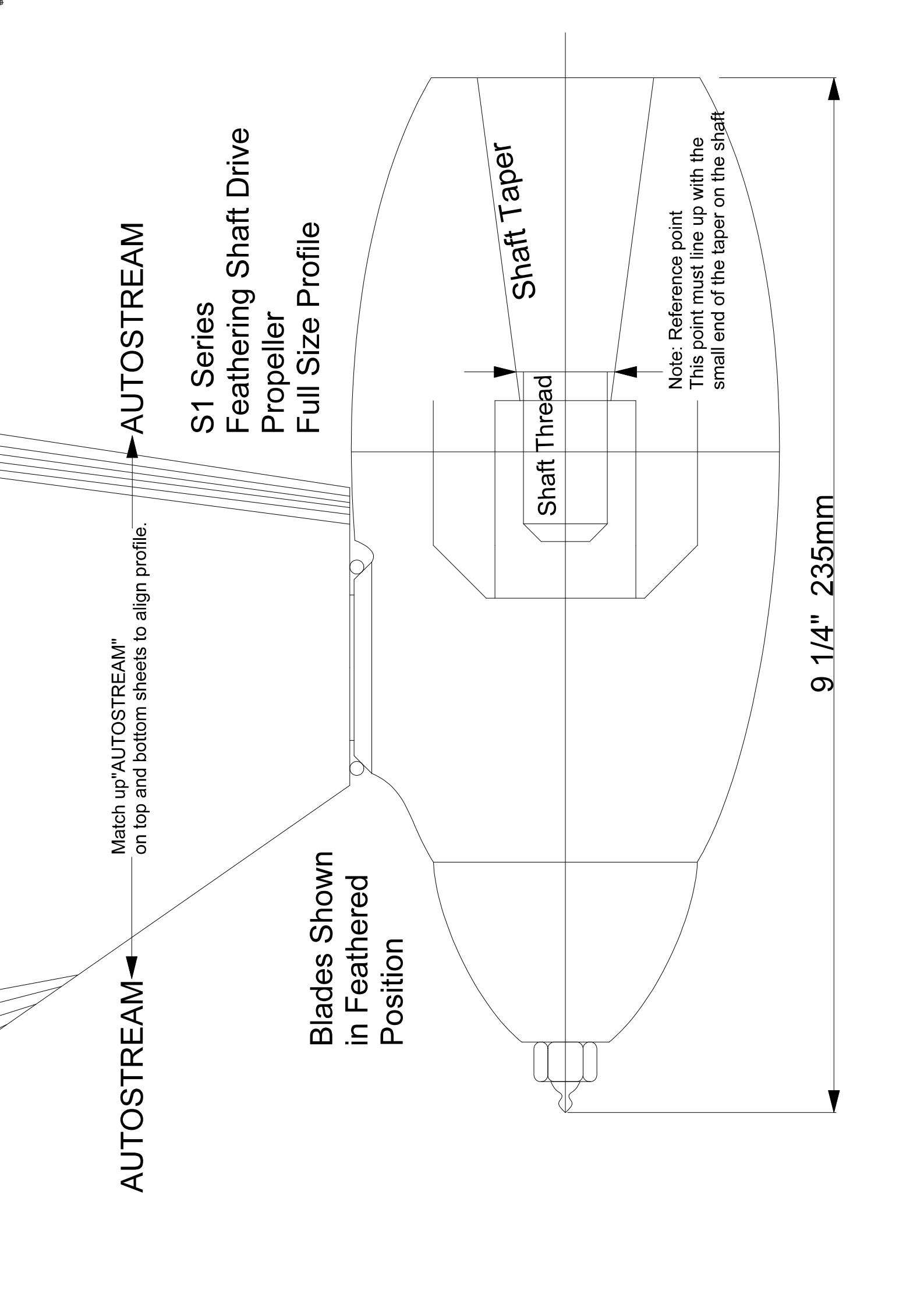


Note: Tip clearance
Ideally 15% of the prop diameter should be available as clearance to the hull or other parts of vessel. MINIMUM of 10% of the diameter is acceptable if limited space is available.

AUTOSTREAM

Match up "AUTOSTREAM" on top and bottom sheets to align profile.

AUTOSTREAM



AUTOSTREAM

Match up "AUTOSTREAM"
on top and bottom sheets to align profile.

AUTOSTREAM

**S1 Series
Feathering Shaft Drive
Propeller
Full Size Profile**

**Blades Shown
in Feathered
Position**

Shaft Thread

Shaft Taper

**Note: Reference point
This point must line up with the
small end of the taper on the shaft**

9 1/4" 235mm